

How to Access the ILS Application



In the following sections, we will guide you how to get the permission to access the ILS application.

Section 1: SSO Registration

The ILS is managed by the SSO system and the user will need an SSO registered with GE Energy to access it.

URL for SSO applicants: <http://www2.gepower.com/geps2/ssoapp/html/show-splash?Service=REG>

After click the link, you will enter the following page. Select the Next button to begin the registration process, and it will lead you to the "Terms of Use" page.

GE Power Systems ?

Registration

Single Sign On Welcome to GE Power Systems Online Registration

What do I get?
Registered customers may request access to our innovative on-line applications, all accessible with a single user ID and password.

How do I register?
Select the "Next" button at the bottom of this page. You will be asked a series of questions about yourself and your company.

How do I access applications?
After you have entered general registration information, you will be asked to select the applications to which you would like to request access. You may be asked additional questions pertaining to a particular application to help us evaluate your request.

You must be 18 or over to register for GE Power Systems web sites. **Next**

Terms of Use © General Electric Company 1997 - 2001 All Rights Reserved

Figure 1.1

On the page below, click the "I Agree" button to access the page of users' basic information.

Power Systems ?

Registration

Terms of Use

Please read and scroll to the bottom, then click on either the "I Agree" or "I Do Not Agree" button.

PLEASE READ THESE TERMS OF USE ("TERMS" OR "TERMS OF USE") CAREFULLY BEFORE USING ANY WEBSITE ON WHICH THESE TERMS ARE POSTED ("SITE(S)"). BY USING ONE OR MORE OF THESE SITES, YOU AGREE TO BE BOUND BY THESE TERMS, AS SUPPLEMENTED OR MODIFIED BY "SUPPLEMENTAL TERMS OF USE" AND OTHER SITE SPECIFIC TERMS THAT ARE POSTED ON A PARTICULAR SITE OR SPECIFICALLY AGREED TO IN A SEPARATE DOCUMENT BY THE SITE OPERATOR.

1. Parties. General Electric International, Inc. ("Operator" or "GEII"), is the commercial operator of these Sites, although software, hosting and other functions and content may be provided by Operator's service providers ("Service Providers"), other companies affiliated with Operator ("Affiliates"), or merely in a business relationship with Operator ("Business Partners"). Operator's Service Providers, Affiliates and Business Partners are intended third-party beneficiaries of these Terms of Use. This Site is not directed to or intended for individuals under 18 years of age.

2. Changes in Terms. Operator may change these Terms from time to time, with notice given to those completing a registration process ("Registered Users"). Your continued use of the Sites after any changes constitutes your acceptance of the new Terms. If you do not agree to abide by these or any future Terms, do not use the Sites and do not download materials from them.

3. Changes in Site(s). Operator may terminate, remove, modify, change, suspend or discontinue any aspect of the Sites, including the availability of any features or content, which it controls. Service Providers, Affiliates and Business Partners may also terminate, remove, modify, change, suspend or discontinue any aspect of the Sites, including the availability of any features or content, which they control. Operator may impose limits on certain features and services, or terminate or restrict your access to part or all of any of the Sites without liability, provided that Registered Users will receive notice. Operator may also without liability: (a) remove, modify or otherwise change any user's Site access for material breach of this Agreement; (b) supplement or make changes to its user access or security procedures with notice to Registered Users; and (c) change the type or location of Operator equipment, facilities or software used by it in providing access provided that no such action shall have the effect of amending or otherwise affecting the parties' respective obligations under any contract with Operator. All obligations created before termination shall survive termination.

By clicking "I Agree" below, I represent that I am the person I am identifying myself to be in this registration process, and that I have read and agree to be bound by these Terms. I agree that the act of clicking the "I Agree" button below will attribute my signature to these Terms of Use with intent to create a binding record of agreement with the same legal effect, validity and enforceability of a handwritten signature and paper document.

Terms of Use © General Electric Company 1997 - 2001 All Rights Reserved

Figure 1.2

On this page, please fill in your basic information and then click the "Submit" button to complete the registration process. Then the page of Figure 1.3 appears.

GE Power Systems

Registration

Single Sign On
SSO Registration application

- > Sign Up Now!
- > Need Help?
- > Modify Your Account
- > Synchronize your Password
- > Forgot your User ID?
- > Forgot your Password?

Please provide the following information :

Fields marked with ▶ are required.

First Name :

Middle Initial :

Last Name :

Email Address : ?

Please confirm your email address. :

Please choose a User ID and Password :

User ID : ?

Password :

Your password is **case sensitive**, must be at least **8 characters** long, must start and end with **a letter**, and must contain at least **one number**. No **special characters** except @, -, _, ., and space.

Please confirm Password :

Please select and answer your Password Challenge :

Password Challenge :

Challenge Response :

This is used to verify your identity in the event you forget your password.

Please enter the word shown in the box below

Enter the code exactly as shown below (case sensitive):

This used to prevent automated registrations.

7gbKr

By clicking "Submit", you indicate that you agree to the Terms below :

The Single Sign On ("SSO") registration information provided above will be held by the General Electric Company ("GE"), 3135 Easton Turnpike, Fairfield, CT 06828 in the United States. The information will be used to authorize your access to this and other SSO-enabled sites and may be shared with other GE entities to authorize your access to SSO-enabled sites (wherever located, worldwide) that they may operate and that you choose to visit. The information may also be used by this and other SSO-enabled sites to allow you to customize certain aspects of the site, either through the optional placement of a "cookie" on your hard drive or through similar means. The use of the information for any other purposes will be disclosed to you through, and is subject to, Terms of Use or other legal notices provided. Although the data protection laws of the United States and the countries where other GE sites are located may not provide a level of data protection and privacy equivalent to that provided for in your country, GE will take appropriate measures to ensure that the SSO registration information you provide is protected against unauthorized or unlawful access or disclosure. By clicking "Submit" below, you acknowledge that you understand and consent to the above.

Figure 1.3

If you come across the page below, please do search for you company.

The screenshot shows the top navigation bar with the GE logo and "Power Systems" text. Below it, the word "Registration" is centered in red. A "Single Sign On" logo is on the left, followed by the heading "Search for Your Company". The main content area contains instructions: "Ensure a positive match of your company with our active customer database by searching for your company. A positive match will pre-populate many of the required registration fields. Fill in at least part of your company name, your city, and country name and select Search. (Please try to avoid abbreviations.)" Below this, a note states "Fields marked with ▶ are required." The form includes three input fields: "Company Name:" with a red triangle icon, "City:" with a red triangle icon, and "Country:" with a red triangle icon and a dropdown arrow. A "Search" button is positioned to the right of the form. At the bottom, there is a footer with "Terms of Use" and "© General Electric Company 1997 - 2001 All Rights Reserved".

Figure 1.4

Even though can't you find your company, the link "continue to register" will show up (Figure 1.5).

The screenshot shows the same top navigation bar as Figure 1.4. Below it, the word "Registration" is centered in red. A "Single Sign On" logo is on the left, followed by the heading "Search for Your Company". The main content area is titled "Search Results" and contains the message: "We're sorry, no matches were found for the search criteria you entered. Please modify your search and try again." Below this, a note states "Fields marked with ▶ are required." The form includes three input fields: "Company Name:" with a red triangle icon and the text "dmk" entered, "City:" with a red triangle icon, and "Country:" with a red triangle icon and a dropdown arrow showing "China". A "Search" button is positioned to the right of the form. Below the form, the text "Cannot find company and wish to" is followed by a blue link "continue to register." which is circled in red. At the bottom, there is a footer with "Terms of Use" and "© General Electric Company 1997 - 2001 All Rights Reserved".

Figure 1.5

Click the link "continue to register", it will lead you to the "Enter Personal Profile" page (Figure 1.6 and you can input you personal information there.

GE Power Systems

Registration

Single Sign On Enter Personal Profile

Fields marked with ▶ are required.

Full Name: Linna Hao
E-mail Address: hao_linna@hisoft-tech.com
Login ID: haollinna
Company Name:
Street Address:
City:
Country:
Country(ies) of User's Citizenship*: United States of America
Afghanistan
Albania *To select multiple values, hold the Control Key down while selecting.
State/Province: (required field for U.S. only)
Postal Code: (required field for U.S. only)
Job Title:
Phone: Extension:
Fax:
Time Zone:

The following information is needed to comply with applicable laws.
Review the list of Nations below and answer the three questions.

<ul style="list-style-type: none">• Cuba• Iran (Islamic Republic Of)• Libyan Arab Jamahiriya• Sudan	Do you reside in any of the listed nations ? <input type="radio"/> Yes <input type="radio"/> No
	Does 10% or more of your employment activity take place in any of the listed nations ? <input type="radio"/> Yes <input type="radio"/> No
	Is your company incorporated in any of the listed nations ? <input type="radio"/> Yes <input type="radio"/> No

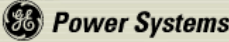
SSO Privacy Notice:
The Single Sign On ("SSO") registration information provided above will be held by the GE Power Systems ("GEPS") division of the General Electric Company ("GE"), in the United States. The information will be used to authorize your access to this and other SSO-enabled sites and may be shared with GE entities administered within GEPS in order to authorize your access to SSO-enabled sites (wherever located, worldwide) that those entities may operate and that you choose to visit. The "Country(ies) of User's Citizenship" field will be used to determine your eligibility for access to certain applications that are restricted by law on that basis. Additional requirements related to proof of citizenship/employment may apply to some applications. The use of the information for any other purposes will be disclosed to you through, and will be subject to, privacy notices provided on individual sites for which you register. This SSO Privacy Notice is intended to supercede (with respect to SSO registration information) other Privacy Policies and notices that do not specifically address SSO that you may find linked or posted in GEPS applications. Although the data protection laws of the United States and the countries where other GE sites are located may not provide a level of data protection and privacy equivalent to that provided for in your country, GEPS will take appropriate measures to ensure that the SSO registration information you provide is protected against unauthorized or unlawful access or disclosure. By clicking "I Agree" below, you acknowledge that you understand and consent to the above.

Terms of Use © General Electric Company 1997 - 2001 All Rights Reserved


Figure 1.6

Click "I Agree" button, and it will lead you to the "Request Application Access" page.

Make sure that you checked off the box next to "ILS" when going through the registration process. (Figure 1.7)

?

Registration

Request Application Access

Important: Some applications require additional processing to grant access. If the application (s) you need access to appear on this page, you **must** select them. This will ensure that necessary information is provided and the appropriate administrators are notified of your need.

** Selection will prompt you to answer additional, application-specific questions.*

- AP e-Services / Web Invoicing
- Aeroderivative Remote Monitoring and Diagnostics (ACCESSIBLE TO CURRENTLY MONITORED LM SERIES GAS TURBINE CUSTOMERS AND GE AERO SERVICE AND SUPPORT PERSONNEL ONLY)
- BA Performance Estimators - for Licensed Business Associates only
- CWD - Contingent Worker Database
- Call Out Services - Gas and Steam Turbine owners can request a GE technical resource and plan a service call on-line with the instant quote calculator
- Compressor Train Configurator
- Design Guide and Handbooks (If you don't have an SSO number you must be pre-approved by a GE contact/sponsor)
- EHS
- Energy Products Configurator
- GC3
- GE Energy Rentals
- GE Panametrics Technical Support
- GEDMS (Document Management System)
 - * GEPartsEdge - Quote/order parts online! Availability, supercedure and quote/order status information. Prices, standard maintenance, machine specific parts lists available to some customers.
- * GERepairSolutions.com - On-line access to industrial repair services. Service Center network, repair service capability information, quote/order on-line.
- Gemini Online Configurator
- Gemini Technical Data (Gemini Online Configurator users automatically have access to the Gemini Technical Data)
- Hydro Optimizer
- ILS (Integrated Logistics System)
- LM Configurator - Configure new 20 - 50 MW Gas Turbine generator set packages and request proposals
- * Material Management
- NetDAHS Software Downloads
- * O2s/ePO/ERS
- Oil & Gas Virtual Witness System
- * Outage Optimizer - GE turbine owners, plan your turbine specific outage on-line, view technical data and workscopes for your equipment.
- Pipeline Configurator
 - * ProjectNet Collaboration - The tool through which all phases of a project can be executed - from plant conception, through development, sale, design, construction, commissioning, and operation
- Rail Shipment Tracking - Track rail car shipments online (for US-Domestic Power Systems turbines and generators only)

- eCustomer Service (for GEPS Customers Only) - Registered users of PartsEdge, Outage Optimizer and Call Out Services are automatically granted access to this application and need not request access.
- eSupplier Deviation Request

Next

Terms of Use © General Electric Company 1997 - 2001 All Rights Reserved

Figure 1.7

Click "Next" button to complete the registration process. You will the page below.

The screenshot shows the GE Power Systems website header with the "Registration" title. Below the header, there is a "Single Sign On" logo and a "Thank You" message. The main content area states "Your registration has been completed." and includes a "Return" button. A paragraph of text explains that users should receive notification of access status within three business days and can browse non-secure areas of gepower.com. Another paragraph mentions that new applications are being added and users should use "Update GE Profile" to request access. A footnote states: "* Access to some applications may require additional authorization time." The footer contains the same terms and copyright information as Figure 1.7.

Figure 1.8

Section 2: Get permission to access ILS application.

Step 1: If you are unsure whether you requested access to the ILS application during the SSO registration process or not, you can use the following link to access your account and update your profile to request access to the ILS application.

<http://www2.gepower.com/geps2/ssoapp/html/update-corp-profile?Service=UPDATE>

After logging in, the first page will just verify your basic information (EMail, SSO User ID, Password, and Challenge Response). On the page below, you can modify your basic information.

Update GE Profile

Single Sign On
SSO Central Modify Application

Sign Up Now!
Need Help?
Modify Your Account
Synchronize your Password
Forgot your User ID?
Forgot your Password?

Please verify/modify the following information
Fields marked with ▶ are required.

First Name: ▶ frank
Middle Initial:
Last Name: ▶ yang
Email Address: ▶ frank1.yang@ge.com ?
Please confirm your email address: ▶

Please choose a User ID and Password:

User ID: ▶ ILS1test
Password: ▶ *****
Your password is case sensitive, must be at least 8 characters long, must start and end with a letter, and must contain at least one number. No special characters except @, -, _ ., and space.
Please confirm Password: ▶ *****

Please select and answer your Password Challenge:

Password Challenge: ▶ City of Birth
Challenge Response: ▶ ***** ?

By clicking "Submit", you indicate that you agree to the Terms below:
The Single Sign On ("SSO") registration information provided above will be held by the General Electric Company ("GE"), 3135 Easton Turnpike, Fairfield, CT 06628 in the United States. The information will be used to authorize your access to this and other SSO-enabled sites and may be shared with other GE entities to authorize your access to SSO-enabled sites (wherever located, worldwide) that they may operate and that you choose to visit. The information may also be used by this and other SSO-enabled sites to allow you to customize certain aspects of the site, either through the optional placement of a "cookie" on your hard drive or through similar means. The use of the information for any other purposes will be disclosed to you through, and is subject to, Terms of Use or other legal notices provided. Although the data protection laws of the United States and the countries where other GE sites are located may not provide a level of data protection and privacy equivalent to that provided for in your country, GE will take appropriate measures to ensure that the SSO registration information you provide is protected against unauthorized or unlawful access or disclosure. By clicking "Submit" below, you acknowledge that you understand and consent to the above.

Submit Cancel


Copyright General Electric Company 2000-2005

Figure 2.1


Click on the "Submit" button on the bottom of this page after you confirm that all the information is correct, and it will take you to the 'Request Application Access' page.

(You will receive an email from the security group to notify you that your SSO account has been successfully modified.)

Step 2: Scroll down to "ILS (Integrated Logistics System)" and make sure that this box IS CHECKED OFF. Then press the "Next" button at the bottom of the page and the process will be completed.

?

Update GE Profile

Request Application Access

Important: Some applications require additional processing to grant access. If the application (s) you need access to appear on this page, you **must** select them. This will ensure that necessary information is provided and the appropriate administrators are notified of your need.

** Selection will prompt you to answer additional, application-specific questions.*

- AP e-Services / Web Invoicing
- Account Reconciliation Tracker
- * Aero Energy e-ITO
- Aero Energy eOTR-CAM
- Aero Engineering Portal
- Aeroderivative Remote Monitoring and Diagnostics (ACCESSIBLE TO CURRENTLY MONITORED
- LM SERIES GAS TURBINE CUSTOMERS AND GE AERO SERVICE AND SUPPORT PERSONNEL ONLY)
- Application Master File (tool that hosts information '135 Attributes' of all applications in GEPS)
- BA Performance Estimators - for Licensed Business Associates only
- CCAP Portal
- CWD - Contingent Worker Database

- Gemini Online Configurator
- Gemini Technical Data (Gemini Online Configurator users automatically have access to the Gemini Technical Data)
- Global Rotor Stacking Program
- Hydro Optimizer
- I&RS Digital Cockpit
- I&RS Repairs Commercial System (RCS)
- ILS (Integrated Logistics System)
- IPV
- ITO Risk Automation
- Interactive Master Scheduler
- LM Configurator - Configure new 20 - 50 MW Gas Turbine generator set packages and request proposals
- MACH - Materials Capability Handbook (formerly the eMH). The requirements for access include an e-Admin account with the following status; cleared Export Control Training, and a minimum of Class II in Roles.
- * Material Management
- NetDAHS Software Downloads
- eRep Letter(eRepresentation Letter)
- eSupplier Almanac
- eSupplier Deviation Request
- eSupplier Management System
- iSPT

Terms of Use © General Electric Company 1997 - 2001 All Rights Reserved

Figure 2.2

Clicking the Next button, it will lead you to the page below. It means the request process is completed.

Update GE Profile



Thank you for updating your GE profile.

[Return](#)

If you have requested access to additional applications, you should normally receive notification on the status of your access request within three business days.

Access to some applications may require time for authorization and setup. During this time, your prior access rights are still active and we encourage you to continue using those applications and services.

Figure 2.3

Step 3: After step1&2, please be sure that you email us (ilshelpdesk@ge.com) with the following information along with your SSO User ID, so that the correct user role can be assigned to you:

- First and Last Name
- Company Name
- Company Address (Street, City, State, and Country)
- Phone number and
- User Role (Service you provide for GE-- vendor, carrier, broker, etc.)